

The ITIT (illness Tracking in Travellers) App

– for information and surveillance



Patricia.schlagenhauf@uzh.ch





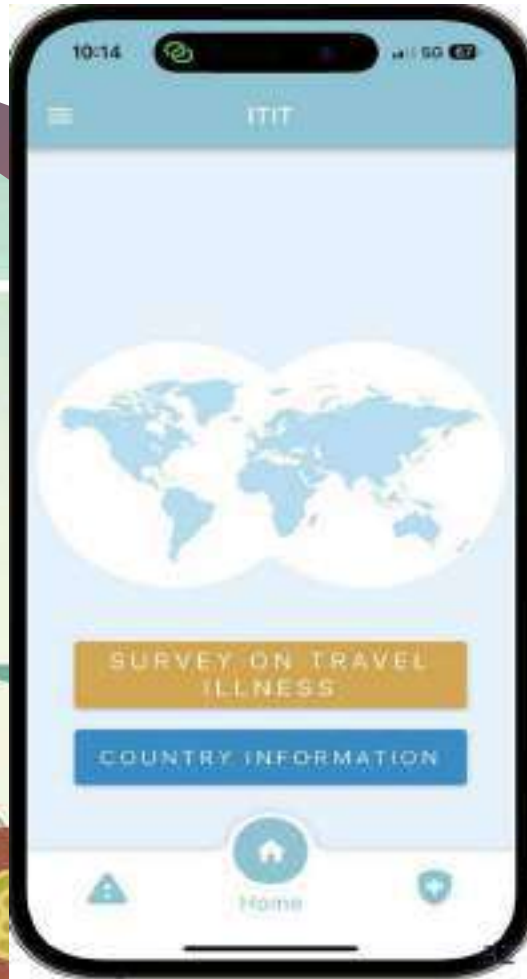
- **Travellers are a key element in the spread of infection**
- Travel and migration continue to increase
- Travellers are sentinels visiting all countries
 - Can be sampled upon return at relatively few points
 - Tracking travel related infection can allow for the detection of pathogen point of entry
 - To date no enough on illness in travel



Background to the development of the ITIT app as a tool for travel medicine

- Provide travel health advice that is NON COMMERCIAL
- **Allied with WHO** – Free to access -12 languages
- **E-CONSENT** paperless
- How can data be used for the good of public health yet respect individual rights and liberties?
- How can we provide a robust methodology to avoid false identification of outbreaks
- **AVOID MISINFORMATION** - no hype but yet share information for public health benefit
- ITIT aims to fulfil the **5 conditions of innovation in digital health**: Trust, Evidence, Accountability, Data Protection, Data access
- Future use of AI for personalized travel medicine





The ITIT App - uses travellers for infection surveillance

Travellers are sentinels visiting all countries

Access to **“bottom up” real-time information**

Link geolocation, infection and environmental data

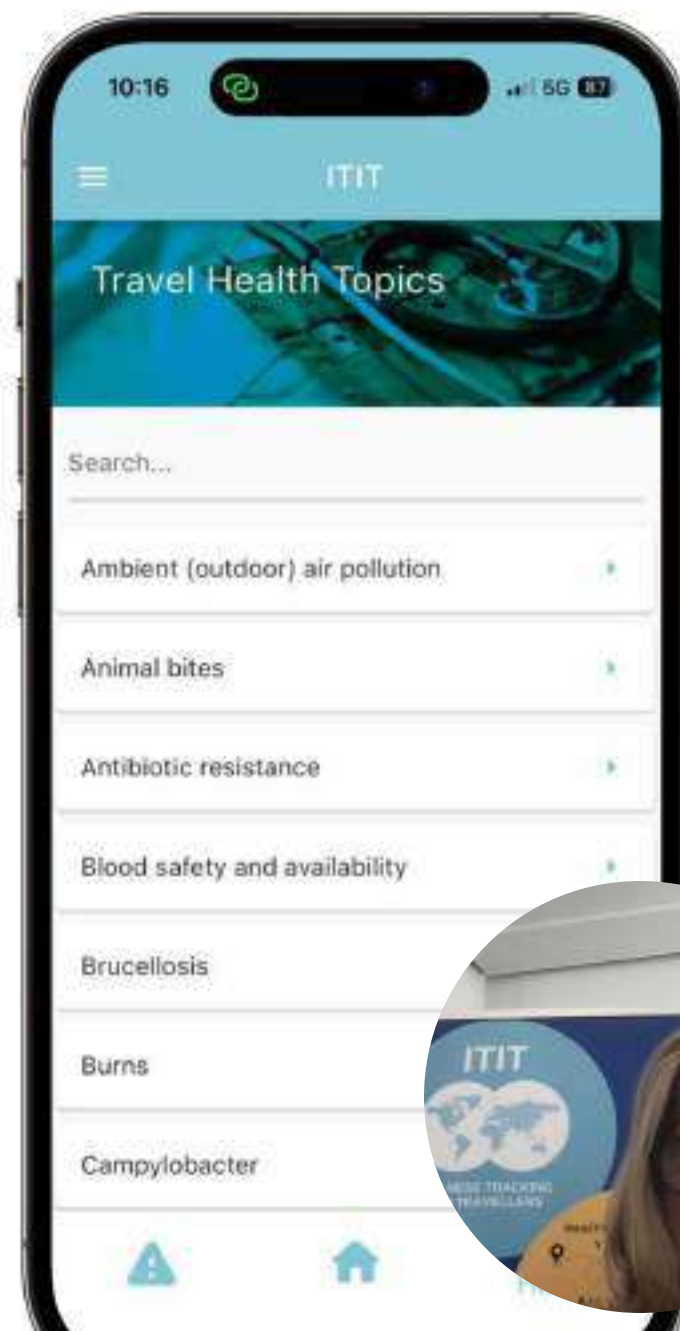
Complement and augment existing surveillance

Collaboration between WHO and UZH

Data S



* ITIT is funded by the Swiss National Science Foundation



4:07 79%

Did you have any health problems today?

☒ Yes

☐ No

NEXT

4:07 79%

Did you have any gastrointestinal problems today?

Nausea

0 1 2 3 4

bad

Dizziness

0 1 2 3 4

moderate

Vomiting

0 1 2 3 4

None

NEXT

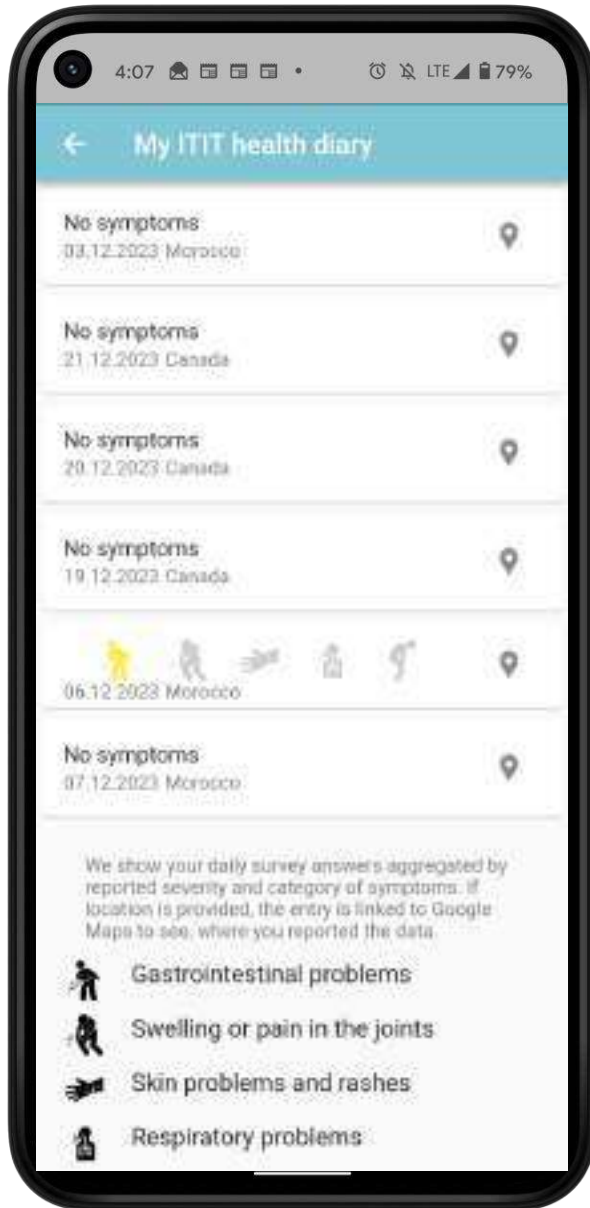
Surveys

Demographic Survey

Daily Health Surveys

Post-Travel Questionnaire






NEW FEATURE since 2024

My ITIT Health Diary

- Provides the traveller with an electronic record of illness during the trip
- – what – when - where

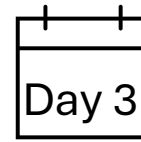
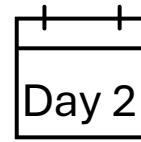
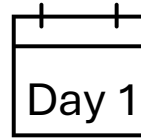


Participant 1

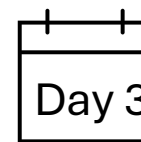
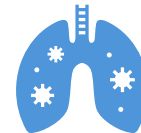
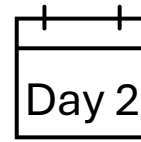
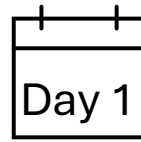


- 42
- Male
- Hypertension
- Non-Smoking
- Vietnam for Business
- 3 days
- Can use app for all trips

Trip 1



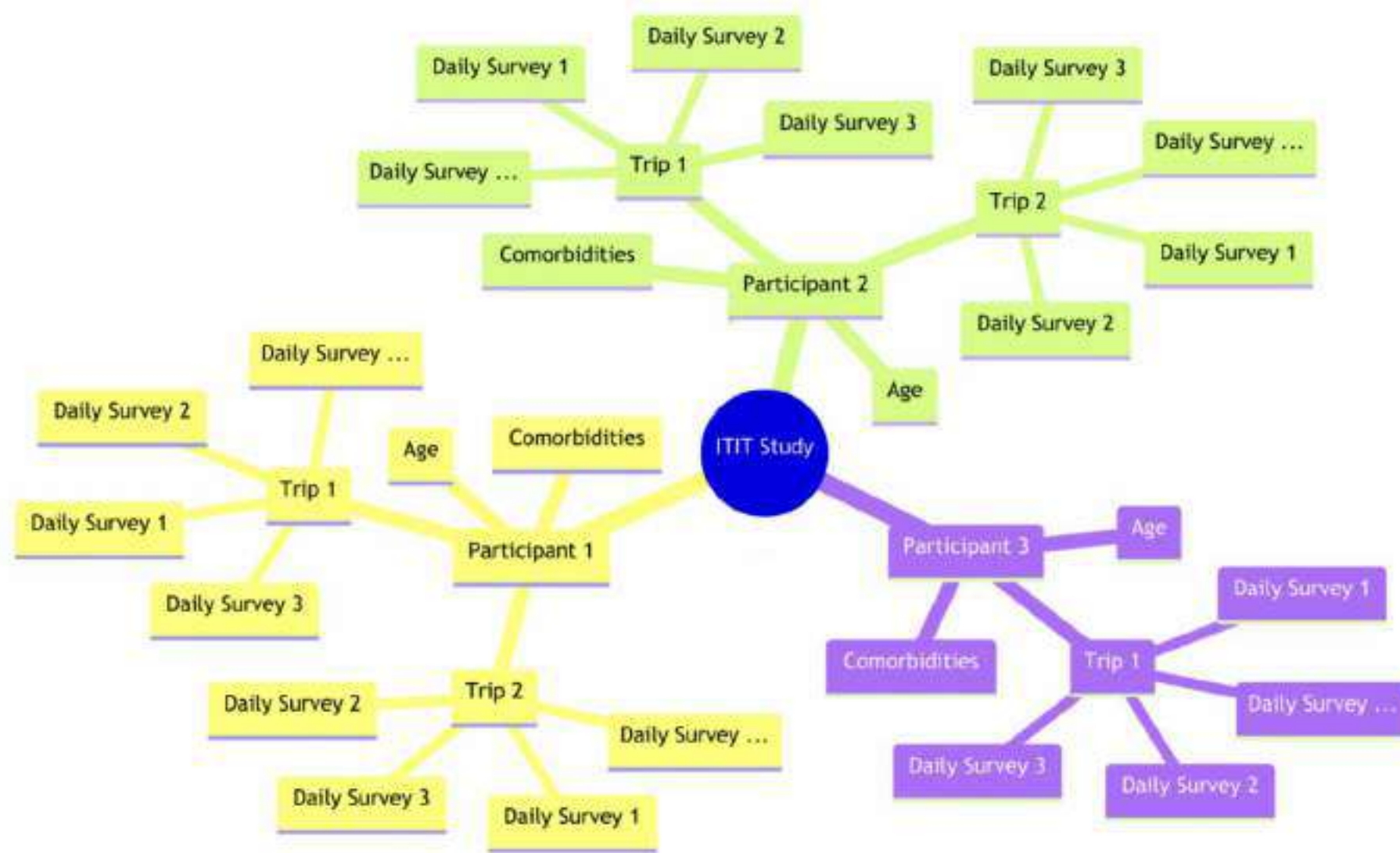
Post-Travel Survey 1



No Symptoms

Post-Travel Survey





Open access

Original research

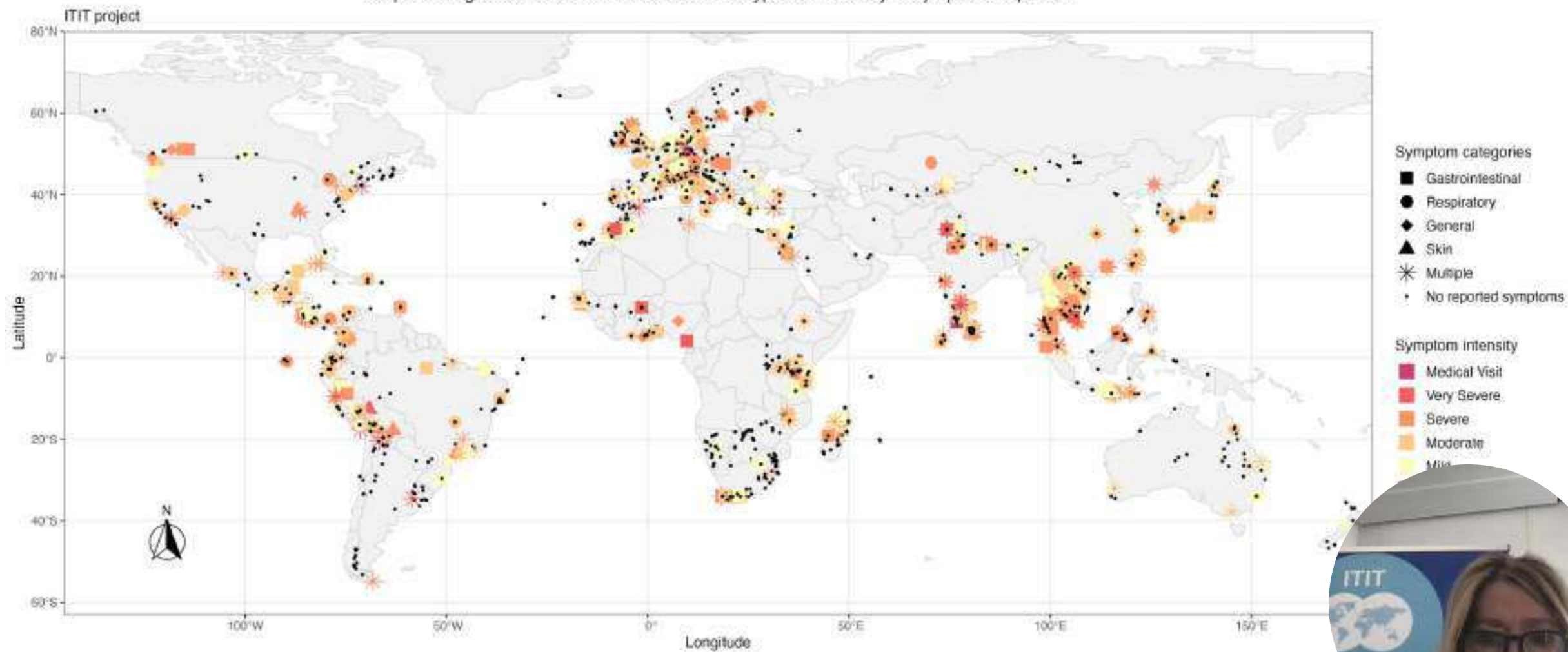
BMJ Open Surveillance of global, travel-related illness using a novel app: a multivariable, cross-sectional study

Thibault Lovey,¹ Nadja Hedrich ,¹ Martin Peter Grobusch ,² Julian Bernhard,³ Patricia Schlagenhauf ,^{1,4} The ITIT Global Network

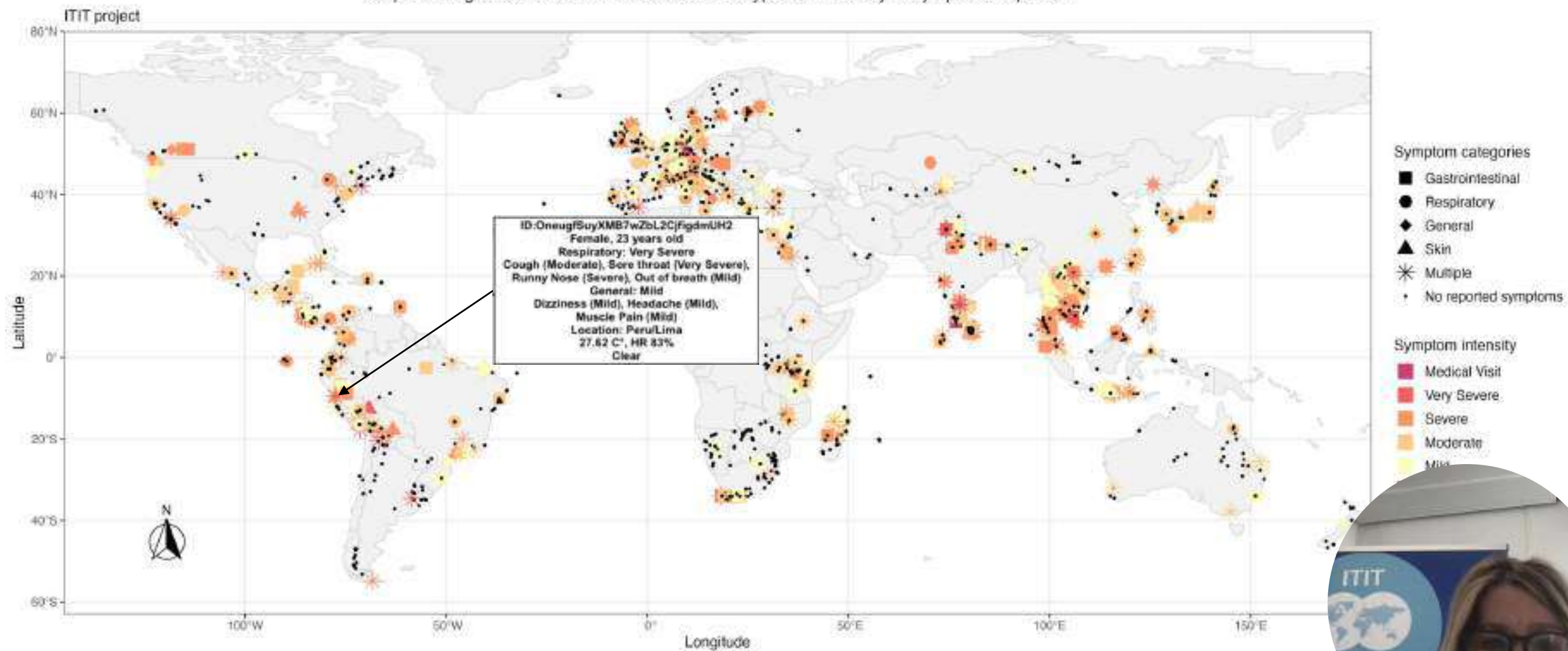


BMJ Open

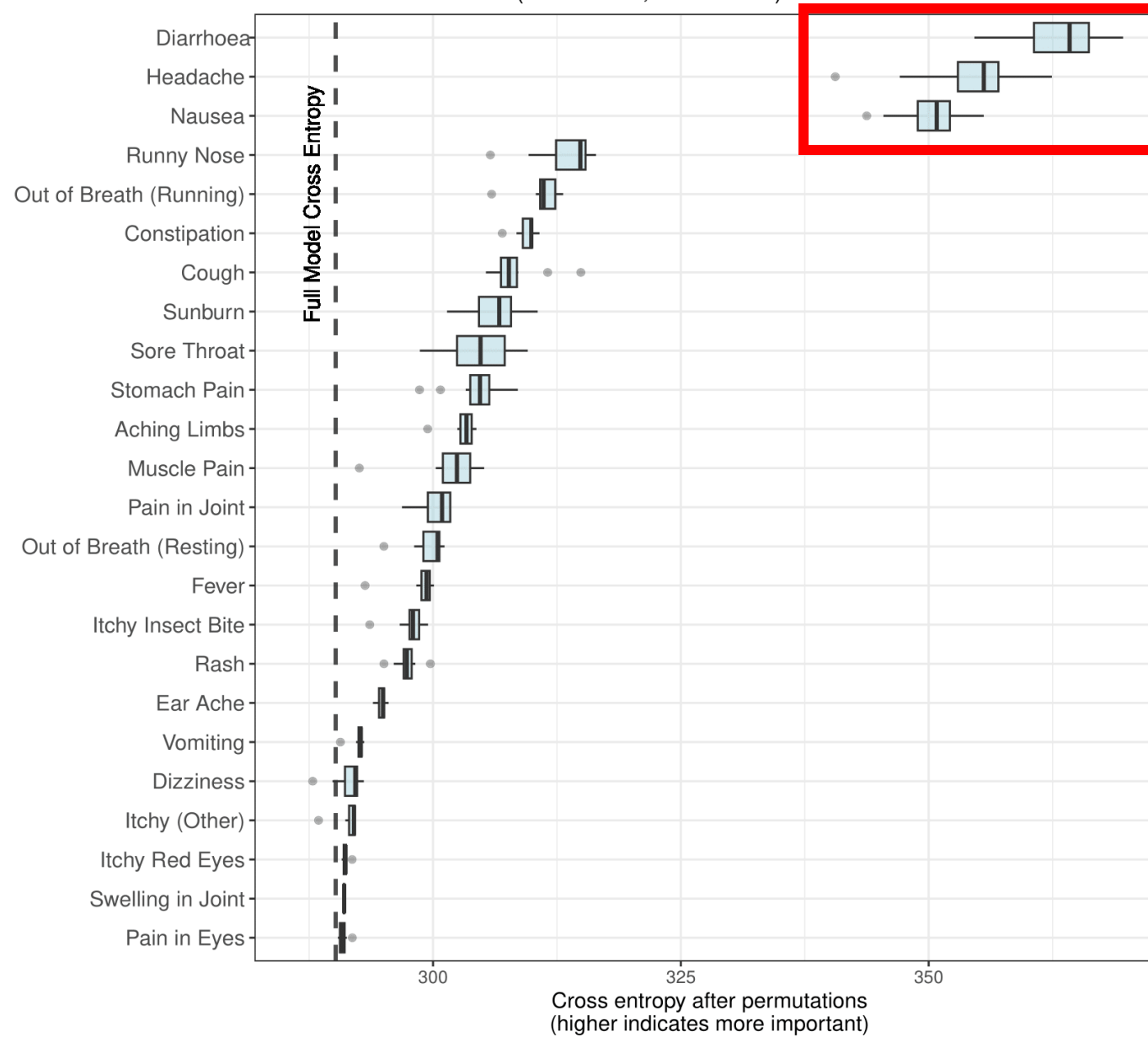
Map showing the location of ITIT users and the type and intensity of symptoms reported



Map showing the location of ITIT users and the type and intensity of symptoms reported



Random Forest Model (ACC=0.90, AUC=0.95)



Impact of symptoms





Travel Medicine and Infectious Disease

Volume 68, November–December 2025, 102941

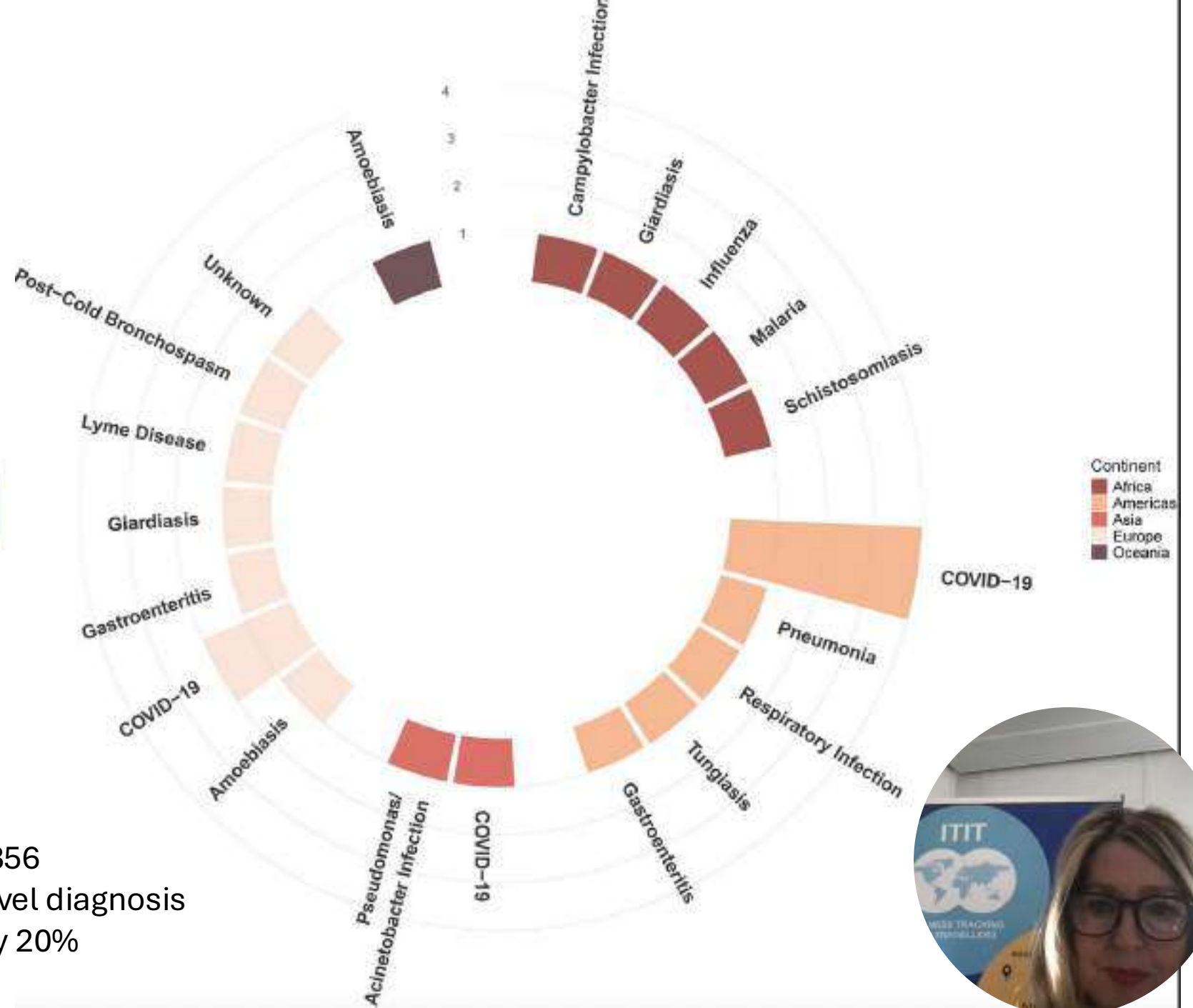


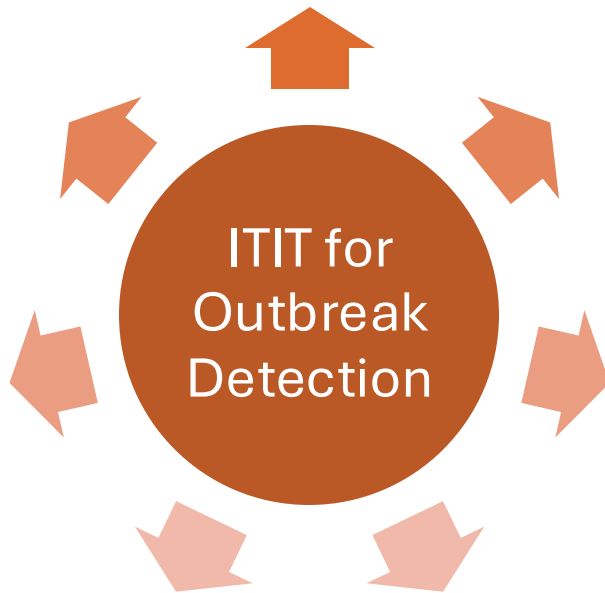
Real-time illness monitoring in travellers: an international, prospective, digital surveillance study

Nadja Hedrich ^a, Thibault Lavey ^a, Julian Bernhard ^b, Martin P. Grobusch ^c,
Philippe Gautret ^d, Patricia Schlagenhauf ^{a,*}, ITIT Global Network

[DOI: 10.1016/j.tmaid.2025.102941](#)

- Post-travel questionnaires n=356
- 6% of travellers had a post travel diagnosis
- Self treatment was reported by 20%





Limitation:

Sample size



What's ahead for ITIT²

- Supplement lab reports and traditional top-down surveillance
- Leverages widespread use of phones and travellers – real time, bottom –up infection surveillance
- Create complex data sets **linking illness data, geolocation and environmental data** for analyses. Modelling!
- Can be used for early detection of outbreaks - apply AI technology
- Create a sustainable database n > 2300– public health asset
- Resource for personalised travel medicine –advice throughout trip
- ITIT² (released September 2025) **can contact travellers**
- ITIT² will have the WHO International Travel and Health in e-format



UZH

PATRICIA SCHLAGENHAUF (PROJECT PI)

NADJA HEDRICH (POSTDOC)

THIBAUT LOVEY (POSTDOC)

WHO COLLABORATION

MIKA KAWANA

APP

ULF BLANKE (ANTAVI)



How can you take part?

1. Download the "ITIT Travelhealth" App/scan the QR codes
2. Complete the consent form and baseline questionnaire
3. Complete the daily survey on travel illness





WHO Collaborating Centre for Travellers' Health



University of Zurich UZH



www.itit-travelhealth.org

info@itit-travelhealth.org

Thank you - Please participate in ITIT!! patricia.schlagenhauf@uzh.ch

21.01.25



NAVIGATING TOWARDS TOMORROW



Questions from the HAVENSYMPOSIUM

Q1: How does the reliance on voluntary, self-reported symptom data from travelers via the ITIT app impact the overall accuracy and representativeness of the surveillance data, particularly concerning the underreporting of mild or non-specific symptoms and potential bias toward users who are already more health-conscious or technically proficient?

Q2: are the real-time outbreak signals generated by the ITIT app effectively shared with established international surveillance networks (e.g., World Health Organization and regional centers) to trigger timely public health responses, and what is the required threshold or evidence level from the app data to initiate an official investigation into a reported cluster?



UZH

PATRICIA SCHLAGENHAUF (PROJECT PI)

NADJA HEDRICH (POSTDOC)

THIBAUT LOVEY (POSTDOC)

WHO COLLABORATION

MIKA KAWANA

APP

ULF BLANKE (ANTAVI)



How can you take part?

1. Download the "ITIT Travelhealth" App/scan the QR codes
2. Complete the consent form and baseline questionnaire
3. Complete the daily survey on travel illness





WHO Collaborating Centre for Travellers' Health



University of Zurich UZH



ITIT

www.itit-travelhealth.org

info@itit-travelhealth.org

Thank you - Please participate in ITIT!! patricia.schlagenhauf@uzh.ch

21.01.25

